



Low Heat Load, High Efficiency;

Fiber-based architecture, High Reliability;

Compact;

System Specifications		BL515-100
Wavelength		515 nm
Output Power		100 mW
Beam Diameter ¹		0.7±0.1 mm
Transverse mode		TEM ₀₀
Beam divergence ²		<3.0 mrad
M ² factor		M ² <1.2
Noise		N/A
Point stability ³		<0.05 mrad
Polarization ratio		>100:1
Power stability ⁴		5% @ 4 hours
Warm-up time		5 minutes
Expected lifetime		10,000 hours
Warranty time		1 year
Operating temperature		10-45°C
Power supply		200 - 260 VAC or 5 VDC
Power Consumption		50 W
Dimensions (L×W×H)	Laser Head	160 × 60 × 50 mm
	Power Supply	194 × 160 × 90 mm
Weights	Laser Head	0.38 Kg
	Power Supply	1 Kg

NOTES

All specifications at 515 nm unless otherwise noted. All performance specifications guaranteed at specified output power only.

1 1/e² at exit port.

2 Full-angle divergence.

3 Measured as far-field x and y positions over a 25°C to 35°C temperature change.

4 Measured over 4 hours after 15 minute warm-up.

515nm

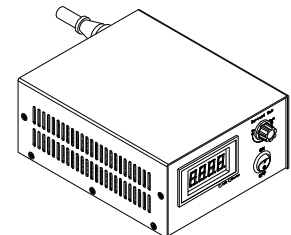
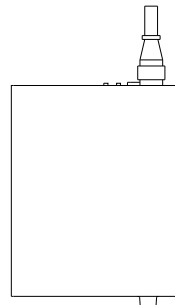

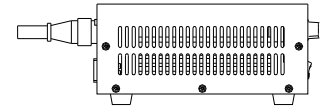
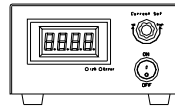

CW Blue/Green Lasers



This 515 nm CW Blue/Green Laser is a Diode-Pumped Solid-State (DPSS) Laser with Compacted, Rugged and Air-cooled geometry. The laser system includes one Laser Driver and one Laser Head, they are connected with a cable for compliance with FDA regulations as an OEM laser product, and can be operated over a wide temperature range with a Low Noise and High Stability laser output.

Laser Head

Power Supply



All Dimensions are in mm

Laser Lab Components, Inc. (LLCI) follows a policy of continuous product improvement. Specifications are subject to change without notice.

LLCI offers a limited warranty for all GL™ systems. For full details on warranty coverage, please refer to the Service and Support section at www.LaserLabComponents.com, or contact our Sales or Service Representative.

