



10-50mW TEM₀₀ Single Frequency Output

Low Divergence, High Stability, Low Noise

Diode Pumped, Compact, Air-Cooled

System Specifications	SLM 473 -10	SLM 473 -30	SLM 473 -50
Wavelength	473nm	473nm	473nm
Output Power	10mW	30mW	50mW
Beam Diameter at the aperture	2.0 mm	2.0 mm	2.5 mm
Transverse mode	TEM ₀₀	TEM ₀₀	TEM ₀₀
Longitude mode	Single	Single	Single
Beam divergence	<0.5 mrad	<0.5 mrad	<0.5 mrad
M ² factor	M ² ≤ 1.2	M ² ≤ 1.2	M ² ≤ 1.2
Spectral linewidth	<0.000005 nm	<0.000005 nm	<0.000005 nm
Coherent length	>50m	>50m	>50m
Polarization ratio	> 100:1	> 100:1	> 100:1
Power stability	1% @ 4 hours	1% @ 4 hours	1% @ 4 hours
Noise of amplitude	<0.5% RMS	<0.5% RMS	<0.5% RMS
Warm-up time	5minutes	5minutes	5minutes
Expected lifetime	10000 hours	10000 hours	10000 hours
Warranty time	1 year	1 year	1 year

	Specifications	
Utility and Environmental Requirements	Power supply	80-260VAC
	Power Consumption	150W
	Operating temperature	10-35°C
	Dimensions(L×W×H)	
	Laser Head	160×60×50mm
	Power Supply	194×160×90mm
	Weights	
	Laser Head	0.38Kg
	Power Supply	1Kg

473nm

SLM CW Blue Lasers



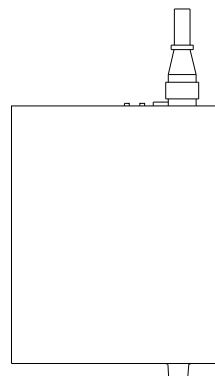
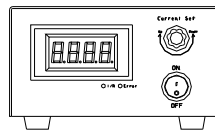


This 473nm CW Blue Laser is a Diode-Pumped Solid-State (DPSS) Single Frequency Laser with Compacted, Rugged and Air-cooled geometry.

The laser system includes one Laser Driver and one Laser Head, they are connected with a cable for compliance with FDA regulations as an OEM laser product, and can be operated over a wide temperature range with a Low Noise and High Stability laser output.

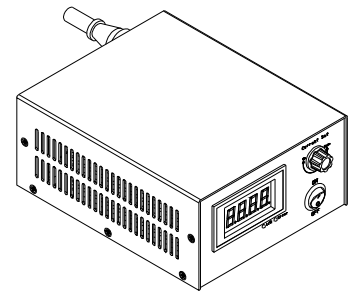
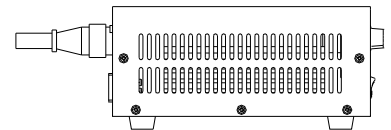
The DPSS laser features Thermal Electric Cooling (TEC) and produces a line polarized beam with a Transverse Mode of TEM₀₀.

Further more, the Laser Driver provides Over-Temperature control and Over-Current protection, and control for adjusting output power with external TTL or Analog modulation. The durable Laser Head is constructed of aerospace grade aluminum with bolt mounting slots on the base which works as a heat sink for excellent heat dissipation.

Laser Head



Laser Power



All Dimensions are in mm

Laser Lab Components, Inc. (LLCI) follows a policy of continuous product improvement. Specifications are subject to change without notice.

LLCI offers a limited warranty for all SLM™ systems. For full details on warranty coverage, please refer to the Service and Support section at www.LaserLabComponents.com, or contact your local Sales or Service Representative.

